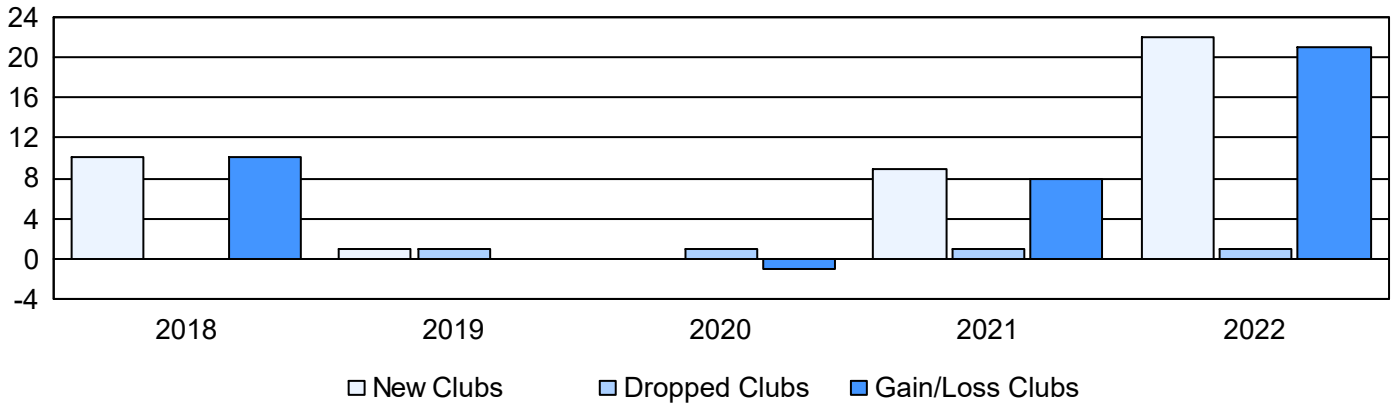
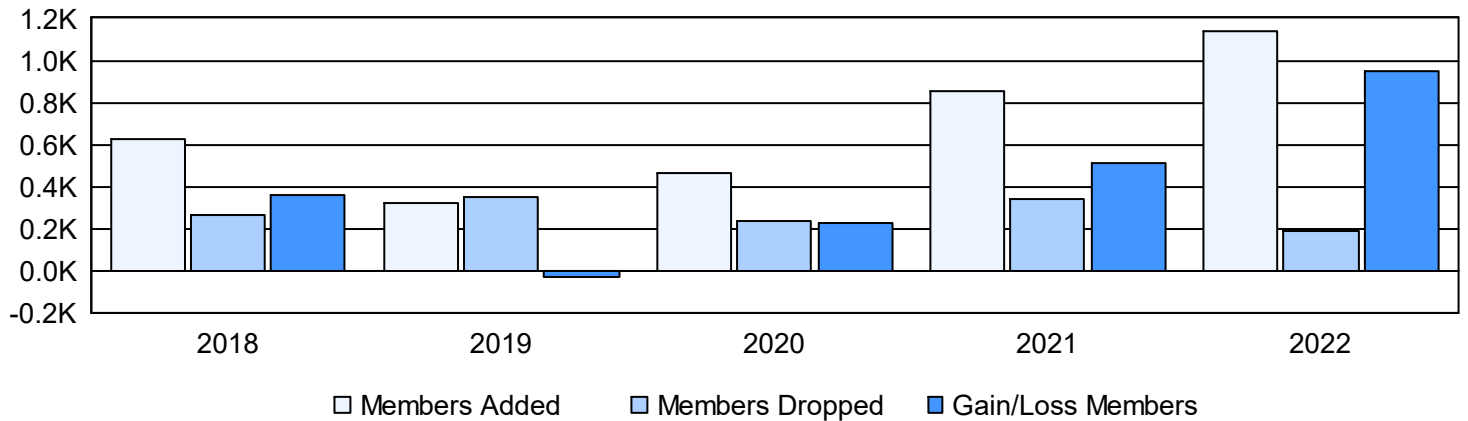


Year	New Clubs	Dropped Clubs	Gain/ Loss Clubs	New Members	Charter Members	Reinstate Members	Transfer Members	Total Member Added	Total Members Dropped	Gain/ Loss Members
2017-2018	10	0	10	345	260	5	15	625	264	361
2018-2019	1	1	0	211	102	4	2	319	349	-30
2019-2020	0	1	-1	376	34	51	1	462	233	229
2020-2021	9	1	8	456	312	68	20	856	342	514
2021-2022	22	1	21	434	683	17	3	1,137	190	947
Average	8	1	8	364	278	29	8	680	276	404

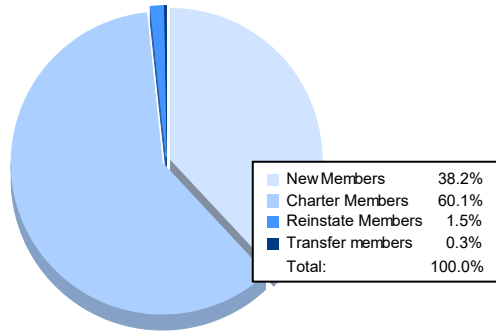
Clubs



Members



Membership Composition June 2022 Cumulative



Gender Composition June 2022 Cumulative

